



CIRCULAR

CLASS UKG - HOLIDAY HOMEWORK

Ref: JHPS/PAR/CIR/09A/2025-26

Date: 16.04.2025

Dear Parents,

Greetings from JHPS!

Summer vacation assignments are being shared for the students to keep them engaged with concepts which need constant revisiting and also to channelize their creative energies. Hope the students learn, enjoy and accomplish the tasks allotted.

Happy Holidays!

For Jubilee Hills Public School, Hyderabad

Kanchana Vally
Principal

ASSIGNMENT NO.1



NAME: _____

CLASS/SEC: UKG/

SUBJECT: ENGLISH


DATE:

1) Colour the engine. Paste/draw track under the engine as shown.




2) Write (RO) for Roadways, (RA) for Railways and (AW) for Airways for the given pictures.





















Count and write the number of roadways vehicles in the given circle.

ASSIGNMENT NO.2

NAME: _____

CLASS/SEC: UKG/

SUBJECT: ENGLISH

DATE: _____

1) Observe the picture and read the word and circle those words in the crossword. One is done for you.



cat



van



jam



pan

j	s	a	d	p
v	a	l	r	a
a	p	a	z	n
n	e	b	a	g
t	m	s	c	o
b	f	c	a	t
a	q	i	s	n
t	g	d	a	h
k	j	a	m	l
c	a	p	y	b



bag



cap




sad



bat

2) Read the sentences aloud every day and colour the picture.



1. The cat is black.
2. The tree is green.
3. The dog is brown.
4. The house is white.
5. The flower is pink.
6. The sun is yellow.
7. The bird is orange.
8. The butterfly is blue.

Note: Parent to guide child to read the sentences.

ASSIGNMENT NO.3

NAME: _____

CLASS/SEC: UKG/

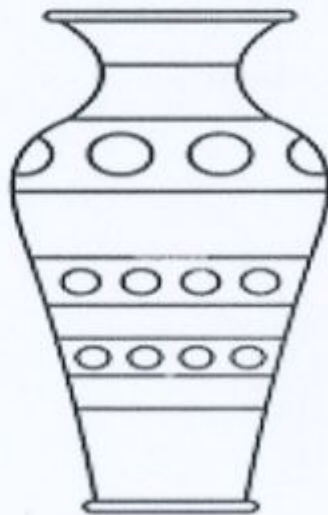
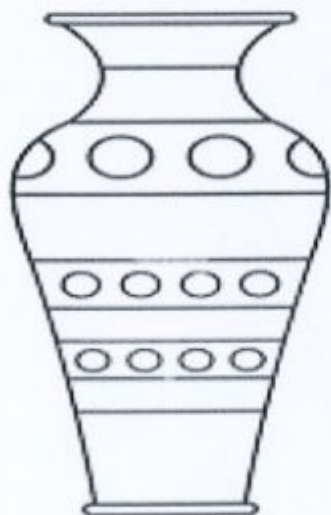
SUBJECT: ENGLISH

DATE:

- 1) Colour the lion's body and paste coconut coir on the mane.



2) A flower vase looks beautiful only when there are flowers in it. These flower vases are empty. Make them beautiful by drawing five stems and flowers in each vase.



Count the total number of flowers drawn by you and write in the box.

ASSIGNMENT NO. 1

NAME: _____

CLASS/SEC: UKG/

SUBJECT: ENGLISH

DATE:

I. Match the pictures to appropriate letters. One is done for you.



bird




utensils



umbrella



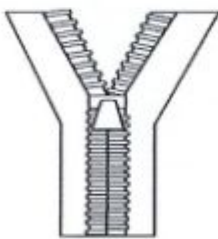
unicorn



zebra



quilt




zip



queen



ball



II. Write the beginning capital and small letter for the given picture.
One is done for you.

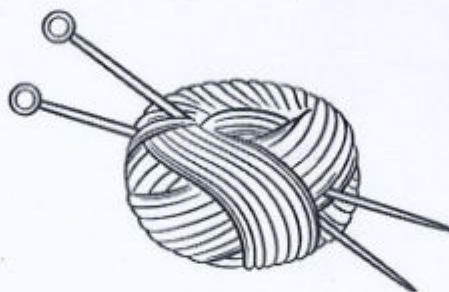


D	d


















Note: The worksheets are meant for practising at home. These will not be assessed. However, parents can monitor the practice sessions of the student.

ASSIGNMENT NO. 2

NAME: _____

CLASS/SEC: UKG/

SUBJECT: ENGLISH

DATE:

I. Match the pictures with the same phonic sound. One is done for you.

The grid contains the following illustrations:

- Ant
- Beetle
- Orange
- Crown
- Tiger
- Vegetables (broccoli, carrot, cucumber, tomato, onion)
- Kite
- Owl
- Apple
- Feather
- Shoe
- Turkey
- Kettle
- Faucet

A line is drawn from the Ant to the Apple, indicating they share the same phonic sound ('a').

II. Read the two letter words with phonics and colour them.

at

an

am

ed

en

et

og

ot

ox

ug

un

up

ig

in

ip

Note: The worksheets are meant for practising at home. These will not be assessed. However, parents can monitor the practice sessions of the student.

ASSIGNMENT NO.1


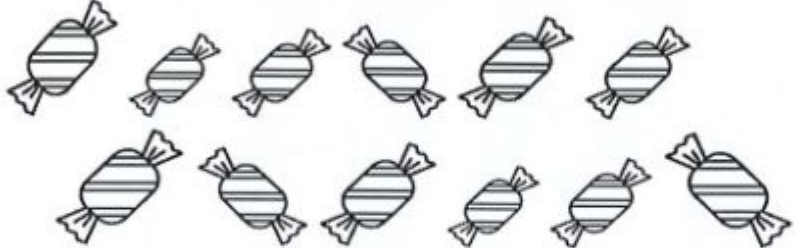



NAME: _____

CLASS/SEC: UKG/


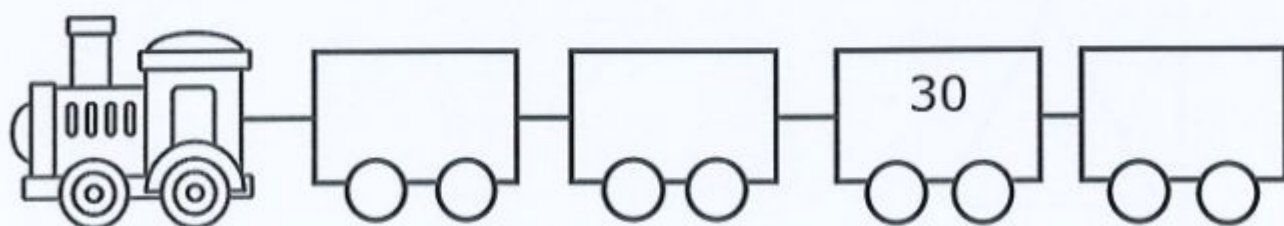
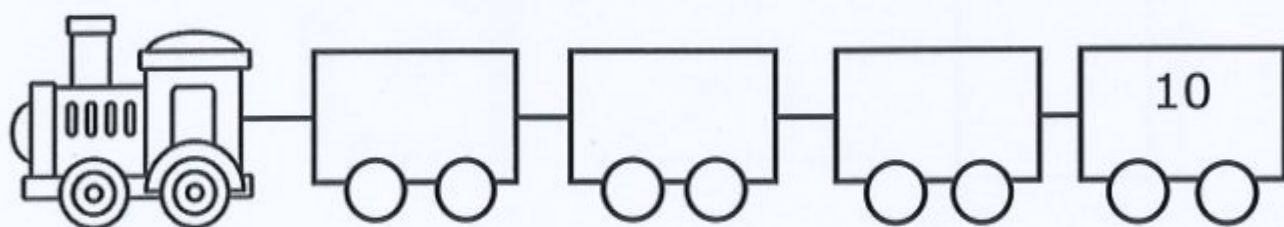
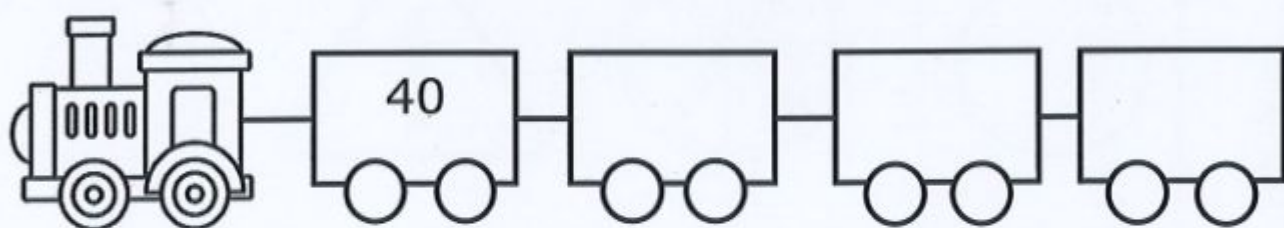
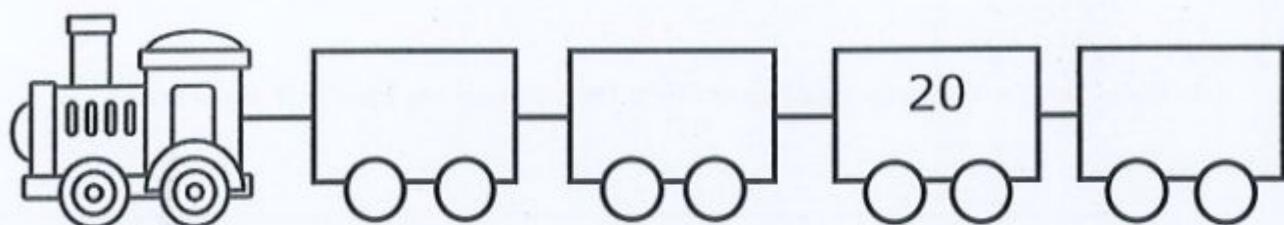
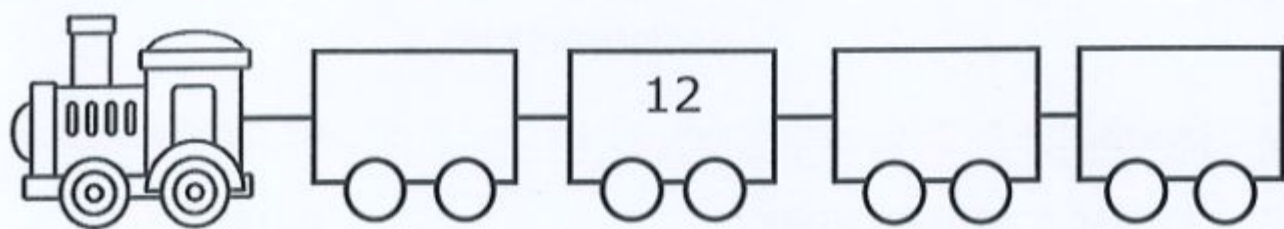
SUBJECT: NUMBER WORK

DATE:

I. Count the objects and circle the correct number. One is done for you.

	<div> <div>12</div> <div>10</div> <div>20</div> <div>9</div> </div>
	<div> <div>13</div> <div>10</div> <div>12</div> <div>20</div> </div>
	<div> <div>19</div> <div>18</div> <div>13</div> <div>16</div> </div>
	<div> <div>14</div> <div>17</div> <div>10</div> <div>15</div> </div>
	<div> <div>14</div> <div>15</div> <div>12</div> <div>1</div> </div>

II. Write the missing numbers.



Note: The worksheets are meant for practising at home. These will not be assessed. However, parents can monitor the practice sessions of the student.

ASSIGNMENT NO. 2

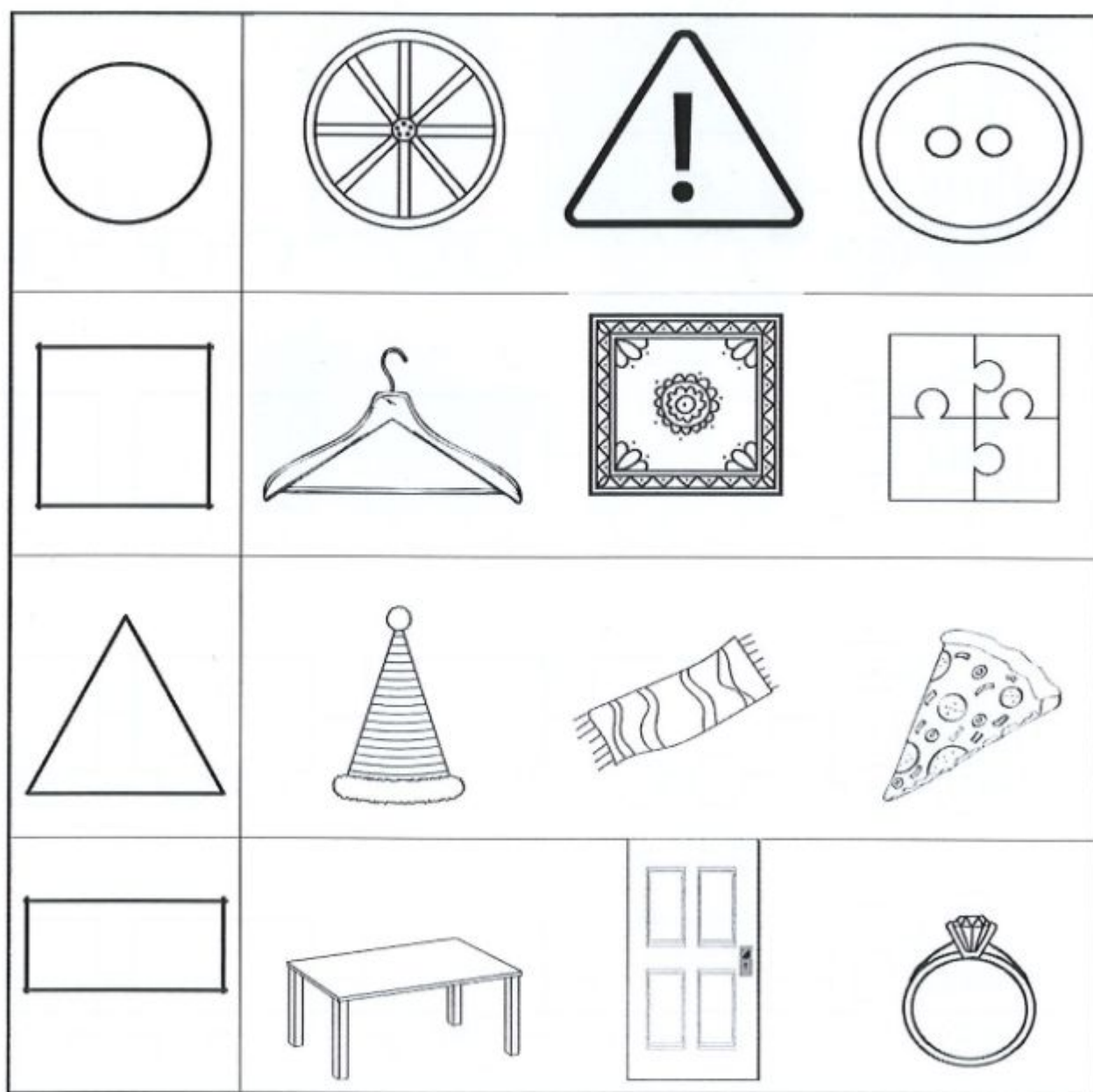
NAME: _____

CLASS/SEC: UKG/

SUBJECT: NUMBER WORK

DATE:

I. Colour the objects that matches the shape on the left column.



II. Write backward counting of numbers from 20 to 0.

20	

III. Write before numbers.

_____ 17

_____ 10

IV. Write after numbers.

14 _____

1 _____

V. Write between numbers.

13 _____ 15

9 _____ 11

Note: The worksheets are meant for practising at home. These will not be assessed. However, parents can monitor the practice sessions of the student.

ASSIGNMENT NO. 1

NAME: _____

CLASS/SEC: UKG/

SUBJECT: EVE

DATE:

I. Identify the mode of transport and tick (✓) the correct answer in the given box. One is done for you.



land transport

☐

water transport

☐

air transport



land transport

☐

water transport

☐

air transport

☐

land transport

☐

water transport

☐

air transport

☐


land transport

☐













water transport

☐

air transport

☐

II. Help the community helpers to find their tools by drawing a line with different colour crayons. One is done for you.

III. Draw pictures as per the given instructions.

<p>Any one Bird</p>	<p>Any one Fruit</p>
---------------------	----------------------

Note: The worksheets are meant for practising at home. These will not be assessed. However, parents can monitor the practice sessions of the student.

ASSIGNMENT NO. 2

NAME: _____

CLASS/SEC: UKG/

SUBJECT: EVE

DATE:

I. It is a rainy day. Draw two more boats as shown in the picture and colour.






II. Colour the picture.



III. Draw the pictures related to summer season.






IV. Circle the pictures related to summer season. One is done for you.

<p>Watermelon</p> 	<p>Woollen clothes</p> 	<p>Umbrella</p> 	<p>Snowman</p> 
<p>Cooling glasses</p> 	<p>Lemonade</p> 	<p>Raincoat</p> 	<p>Swimming</p> 

Note: The worksheets are meant for practicing at home. These will not be assessed. However, parents can monitor the practice sessions of the student.



	Math	Addition: Scrap Book Activity Count the number of ducks, clouds, stars and write their number names.														
	EVS	Seasons – Scrap Book Activity Identify two living and two non-living things from the above picture. Draw and write the name. (follow the below format) Example: <table><tr><th>S. No</th><th>Picture</th><th>Name</th><th>Living things</th><th>Non-living things</th></tr><tr><td>1</td><td></td><td>Sun</td><td>—</td><td>Non-living thing</td></tr></table>					S. No	Picture	Name	Living things	Non-living things	1		Sun	—	Non-living thing
S. No	Picture	Name	Living things	Non-living things												
1		Sun	—	Non-living thing												
	II Lang Hindi	Identify and draw any two things from the given picture and write the first letter of each.														
	II Lang Telugu	Identify and draw any two things from the given picture and write the first letter of each.														

Note: Kindly do one page cursive handwriting practice daily in Cursive Handwriting Book –‘Writing the Right Way’.



CIRCULAR

CLASS II – HOLIDAY HOMEWORK

Ref: JHPS/CIR/PAR/09C/2025-26

Date: 16.04.2025

Dear Parents,

Greetings from JHPS!

Summer vacation assignments are being shared for the students to keep them engaged with concepts which need constant revisiting and also to channelize their creative energies. Hope the students learn, enjoy and accomplish the tasks allotted.

Happy Holidays!

Kanchana Vally
Principal

Each Subject Holiday Homework carries 10 marks and will be graded.

Dates	Subject	Topic - COMMUNITY GARDEN - Picture based
-------	---------	--

Observe the picture and do the activities as instructed for all the subjects in the Scrap Book.




**24-04-2025
TO
11-06-2025**

English

Scrap Book Activity:

- 1) Take any colour paper and cut 4 clouds from it.
- 2) Stick the clouds in the scrap book.
- 3) Write the names of person, place, animal & thing from the above picture and on the water droplets as shown in the sample.



sample

	Math	Identify number of animals, flowers, find the total and show the addition on the number line.
	EVS	Paste a dry plant twig and label the parts.
	II Lang Hindi	Draw, colour and name any four things from the picture.
	II Lang Telugu	Draw, colour and name any four things from the picture.

Note: Kindly do one page cursive handwriting practice daily in Cursive Handwriting Book –‘Writing the Right Way’.



CIRCULAR

CLASS III – HOLIDAY HOMEWORK

Ref: JHPS/CIR/PAR/09D/2025-26

Date: 16.04.2025

Dear Parents,


Greetings from JHPS!

Summer vacation assignments are being shared for the students to keep them engaged with concepts which need constant revisiting and also to channelize their creative energies. Hope the students learn, enjoy and accomplish the tasks allotted.

Happy Holidays!

Kanchana Valli
Principal

Each Subject Holiday Homework carries 10 marks and will be graded.

Dates	Subject	Topic – HEALTHY FOOD
24-04-2025 TO 11-06-2025	English	Poster Making- Scrap Book Activity Make a Poster on Healthy Food and write a suitable caption.
	Math	Scrap Book Activity Find the cost of any 4 healthy food items you buy and find the total amount.
	Science	Poster Making- Scrap Book Activity Make a Healthy Food Hanger by pasting the pictures of healthy food items as shown in the picture. 
	Social	Collage - Scrap Book Activity Telangana state food-Paste the pictures of famous dishes of Telangana and write their names. Example: Idli, Dosa, Biryani etc.
	II Lang Hindi	Scrap Book Activity Draw, colour and name any five healthy food items.
	II Lang Telugu	Scrap Book Activity Draw, colour and name any five healthy food items.

Note: Kindly do one page cursive handwriting practice daily in Cursive Handwriting Book –‘Writing the Right Way’.



CIRCULAR

CLASS IV – HOLIDAY HOMEWORK

Ref: JHPS/CIR/PAR/09E/2025-26

Date: 16.04.2025

Dear Parents,

Greetings from JHPS!

Summer vacation assignments are being shared for the students to keep them engaged with concepts which need constant revisiting and also to channelize their creative energies. Hope the students learn, enjoy and accomplish the tasks allotted.

Happy Holidays!

Kanchana Valli
Principal

Each Subject Holiday Homework carries 10 marks and will be graded.

Dates	Subject	Topic – SALAD MAKING																			
24-04-2025 TO 11-06-2025	English	Recipe-Scrap Book Activity 1) Prepare a fruit salad. 2) Cut and arrange them in a creative design in a plate. 3) Take a snap, print and paste it in the Scrap Book. Write the recipe for the fruit salad.																			
	Math	Scrap Book Activity Prepare a bill for the items purchased to make the salad.(follow the below format with an example) <table><tr><td>S.No.</td><td>Item</td><td>Rate</td><td>Quantity</td><td>Amount</td></tr><tr><td>1</td><td>Apple</td><td>₹ 25.00</td><td>4</td><td>₹ 100.00</td></tr><tr><td>2</td><td></td><td></td><td></td><td></td></tr></table>					S.No.	Item	Rate	Quantity	Amount	1	Apple	₹ 25.00	4	₹ 100.00	2				
	S.No.	Item	Rate	Quantity	Amount																
	1	Apple	₹ 25.00	4	₹ 100.00																
	2																				
Science	List out any five nutrients present in the salad prepared and write their functions in the scrapbook. (follow the below format) Example: <table><tr><td>S. No</td><td>Name of the food item</td><td>Name of the nutrient</td><td>Function</td></tr><tr><td>1</td><td>Cucumber</td><td>Vitamins and minerals</td><td>Keep us healthy</td></tr><tr><td>2</td><td></td><td></td><td></td></tr></table>					S. No	Name of the food item	Name of the nutrient	Function	1	Cucumber	Vitamins and minerals	Keep us healthy	2							
S. No	Name of the food item	Name of the nutrient	Function																		
1	Cucumber	Vitamins and minerals	Keep us healthy																		
2																					
Social	Scrap Book Activity 1) Draw / Paste the pictures of fruits used in the salad and name them. 2) Write the name of the states where these fruits are mostly grown.																				

	II Lang Hindi	Scrap Book Activity Write five sentences on your favourite food item in Hindi.
	II Lang Telugu	Scrap Book Activity Write five sentences on your favourite food item in Telugu.

Note: Kindly do one page cursive handwriting practice daily in Cursive Handwriting Book –‘Writing the Right Way’.



CIRCULAR

CLASS V – HOLIDAY HOMEWORK

Ref: JHPS/CIR/PAR/09F/2025-26

Date: 16.04.2025

Dear Parents,


Greetings from JHPS!

Summer vacation assignments are being shared for the students to keep them engaged with concepts which need constant revisiting and also to channelize their creative energies. Hope the students learn, enjoy and accomplish the tasks allotted.

Happy Holidays!

Kanchana Vally
Principal

Each Subject Holiday Homework carries 10 marks and will be graded.

Dates	Subject	Topic – ENDANGERED SPECIES												
24-04-2025 TO 11-06-2025	English	Scrap Book Activity: Write a paragraph on why are some animals endangered, and how can we help them? How does climate change effect endangered species? (Word limit 80-100 words) Create a poster of an endanger animal-what makes it unique.												
	Math	Scrap Book Activity: Investigation of endangered species in India: List and tabulate five endangered species in India. Draw a pictograph to show the number of each of the five species left. Follow the format given below: Title: Endangered species <table><tr><th>Name of the Animal</th><th>Number of species remaining</th></tr><tr><td></td><td></td></tr><tr><td></td><td></td></tr><tr><td></td><td></td></tr><tr><td></td><td></td></tr><tr><td></td><td></td></tr></table> Key: _____	Name of the Animal	Number of species remaining										
	Name of the Animal	Number of species remaining												
Science	Create your own Brochure on endangered animals of India (any five). 													

	Social	Scrap Book Activity: What should we do to take care of the planet Earth? Imagine if you are the member of the Save Wild life club of your school; make a poster explaining the other students to get aware of the need to act in the responsible way. Mention the problem, reason and action.
	II Lang Hindi	Scrap Book Activity: Comic story-Be a voice to the voiceless endangered species of India and create an exemplary comic story, in where you can share the thoughts and worries of the endangered species.
	II Lang Telugu	Scrap Book Activity: Comic story-Be a voice to the voiceless endangered species of India and create an exemplary comic story, in where you can share the thoughts and worries of the endangered species.

Note: Kindly do one page cursive handwriting practice daily in Cursive Handwriting Book –‘Writing the Right Way’.



CIRCULAR
CLASS VI – HOLIDAY HOMEWORK

Ref: JHPS/CIR/PAR/09G/2025-26

Date: 16.04.2025

Dear Parents,

Greetings from JHPS!

Summer vacation assignments are being shared for the students to keep them engaged with concepts which need constant revisiting and also to channelize their creative energies. Hope the students learn, enjoy and accomplish the tasks allotted.

Happy Holidays!

Ranchana Vally
Principal

Each Subject Holiday Homework carries 10marks and will be graded		
Dates	Subject	Topic
24-04-2025 TO 11-06-2025	English	ACTIVITY-1 <ul style="list-style-type: none">On an A4 sheet, make a comparative study on the flora and fauna of Jharkhand and Telangana. (Stick pictures use magazine and newspaper cuttings etc.) ACTIVITY-2 <p>Read any of the books mentioned below :</p> <ul style="list-style-type: none">Adventures of Tom Sawyer – By Mark Twain.Any Enid Blyton story bookTreasure Island R.L Stevenson. <p>Based on your reading of the above stories answer the following questions on an A4 sheet:</p> <ul style="list-style-type: none">a. Which character did you like the most? Why?b. Write 10 new words from the story. Give their meanings and use them in sentences of your own.c. Would you recommend it to your friends? Give reason.
	Math	Activity on Patterns in Numbers, Shapes and Everyday Life. PDF of activity is uploaded in MCB.
	Science	THEME : Science and Technology for Sustainable Future <p>The following sub themes to be followed for making innovative projects as the summer holiday homework.</p> SUB-THEMES <ol style="list-style-type: none">Food, Health & Hygiene.Waste ManagementNatural FarmingDisaster Management/ CommunicationResource Management

	<p>Note: Select any 1 sub theme of your choice and follow the criteria to submit a write up.</p> <p>Synopsis under the following criteria:</p> <p>i) Title ii) Nature of Work iii) Scientific Principles iv) Materials Used v) Procedure vi) Results vii) Advantages viii) Conclusion ix) Reference x) Prototype Image / Youtube link</p>
Social	<p>Timeline and Sources of History (PDF is uploaded in MCB)</p> <p>Make a photo album and write a note on a visit to native place/place of interest /any other place visited during vacation.</p>
II Lang Hindi	<p>परियोजना - झारखंड तथा तेलंगाना की फसलें (crop)</p> <p>A4 पेपर में झारखंड तथा तेलंगाना की फसलों के चित्र चिपकाकर या बनाकर उनके नाम लिखिए। (कम से कम एक राज्य के 5 चित्र)</p>
II Lang Telugu	<p>తెలంగాణ - జార్ఖండ్ ప్రాంతాల పంటలు</p> <p>A4 సైజు పేపర్ లో జార్ఖండ్ మరియు తెలంగాణలో పండించే ఏదైనా ఐదు పంటల చిత్రాలను అతికించి, వాటి గురించి రాయండి.</p>
Computers	<ol style="list-style-type: none"> 1) What is Internet? 2) Write about the Advantages and Disadvantages of Internet. 3) Write the Applications of Internet Services. 4) Write about fourth generation computers. 5) Write any five differences between MS PowerPoint and MS Excel.



CIRCULAR
CLASS VII – HOLIDAY HOMEWORK

Ref: JHPS/CIR/PAR/09H/2025-26

Date: 16.04.2025

Dear Parents,

Greetings from JHPS!

Summer vacation assignments are being shared for the students to keep them engaged with concepts which need constant revisiting and also to channelize their creative energies. Hope the students learn, enjoy and accomplish the tasks allotted.

Happy Holidays!

Kanchana Valli
Principal

Each Subject Holiday Homework carries 10marks and will be graded		
Dates	Subject	Topic
24-04-2025 TO 11-06-2025	English	ACTIVITY-1(To be done on A4 sheet) <ul style="list-style-type: none">Write briefly about your favourite food item. Give its recipe.(Refer page no. 14 in your Reader)(Stick relevant pictures) ACTIVITY-2 (To be done on A4 sheet) <ul style="list-style-type: none">Write a short comparative description about clothing, food habits and important festivals of Jharkhand and Telangana. (Stick pictures) -(Art Integration Activity - EBSB)
	Math	Activity on Integer Olympics. PDF of activity uploaded in MCB.
	Science	THEME : Science and Technology for Sustainable Future The following sub themes to be followed for making innovative projects as the summer holiday homework. SUB-THEMES <ol style="list-style-type: none">Food, Health & HygieneWaste ManagementNatural FarmingDisaster Management/ CommunicationResource Management Note: Select any 1 sub theme of your choice and follow the criteria to submit a write up. Synopsis under the following criteria: i) Title ii)Nature of Work iii)Scientific Principles iv)Materials Used v)Procedure vi)Results vii)Advantages viii)Conclusion ix)Reference x) Prototype Image / Youtube link
	Social	Make a Model of any one Domain of the Earth using Eco-Friendly material (PDF is uploaded in MCB)

	II Lang Hindi	<p>परियोजना - झारखंड तथा तेलंगाना के व्यंजन (Food)</p> <ul style="list-style-type: none"> A4 पेपर में झारखंड तथा तेलंगाना के व्यंजनों के चित्र चिपकाकर या बनाकर उनके नाम लिखिए। (कम से कम एक राज्य के 5 चित्र) <p>झारखंड के किसी एक व्यंजन को बनाने की विधि A4 पेपर में लिखिए।</p>
	II Lang Telugu	<p><u>తెలంగాణ - జార్ఖండ్ ప్రాంతాల వంటకాలు</u></p> <p>A4 పేజీ పేపర్ లో జార్ఖండ్ మరియు తెలంగాణలో తయారు చేసే ఏదైనా ఐదు ప్రత్యేక వంటకాల చిత్రాలను అతికించి, వాటి గురించి రాయండి.</p>
	Computers	<ol style="list-style-type: none"> 1) Define Artificial Intelligence. 2) Write the Applications of Artificial Intelligence. 3) How Artificial Intelligence is a part of our day to day life. 4) What is NLP? Explain. 5) Write the different data types in Python.



Ref: JHPS/CIR/PAR/091/2025-26

CIRCULAR

CLASS VIII – HOLIDAY HOMEWORK

Date: 16.04.2025

Dear Parents,

Greetings from JHPS!

Summer vacation assignments are being shared for the students to keep them engaged with concepts which need constant revisiting and also to channelize their creative energies. Hope the students learn, enjoy and accomplish the tasks allotted.

Happy Holidays!

Kanchana Valli
Principal

Each Subject Holiday Homework carries 10marks and will be graded		
Dates	Subject	Topic
24-04-2025 TO 11-06-2025	English	Activity: 1 (To be done on A4 sheet) 1. Imagine you want to start a business of your own on any health products. Make an attractive poster and write a catchy slogan as an advertisement for your health product.(Refer Reader page no:63) Use the following clues: <ul style="list-style-type: none">• What would you name the product?• How would it help the user?• Who would use it? (target market)• What would be the price, and why? Activity: 2 (To be done on A4 sheet) 2. Collect the information and write about any two sports personalities one each from the states of Telangana and Jharkhand, who excelled in their respective sports. Use relevant pictures. (Art-integration activity -EBSB)
	Math	Activity on Rational Numbers. PDF of activity uploaded in MCB.
	Science	THEME : Science and Technology for Sustainable Future The following sub themes to be followed for making innovative projects as the summer holiday homework. SUB-THEMES <ul style="list-style-type: none">1. Food, Health & Hygiene2. Waste Management3. Natural Farming4. Disaster Management/ Communication5. Resource Management Note: Select any 1 sub theme of your choice and follow the criteria to submit a write up.

		<p>Synopsis under the following criteria:</p> <p>i) Title ii) Nature of Work iii) Scientific Principles</p> <p>iv) Materials Used v) Procedure vi) Results</p> <p>vii) Advantages viii) Conclusion ix) Reference</p> <p>x) Prototype Image / YouTube link</p>
	Social	<p>Report on " A Visit to a Historical Monument "</p> <p>OR</p> <p>Pick up any type of natural resources from your surrounding like clay, wood, stone, twigs, coconut shells etc. and transform into a usable product/ model. (PDF is uploaded in MCB)</p>
	II Lang Hindi	<p>परियोजना - झारखंड तथा तेलंगाना की हस्त कलाएँ (handicraft)</p> <p>विषय - हस्त कलाएँ</p> <p>झारखंड तथा तेलंगाना की प्रसिद्ध हस्त कलाएँ बनाकर लाइए। जैसे- चूड़ियाँ, वॉल हैंगिंग, सजावटी वस्तुएँ, ग्रीटिंग कार्ड, पेंटिंग आदि। (e.g.- bangles, home décor, greeting card, painting)</p>
	II Lang Telugu	<p><u>తెలంగాణ - బాధ్యండ్ ప్రాంతాల హస్త కళలు</u></p> <p>A4 సైజు పేపర్ లో బాధ్యండ్ మరియు తెలంగాణలో తయారు చేసే ఐదు హస్తకళల చిత్రాలను అతికించి, వాటి గురించి రాయండి.</p> <p>e.g.- bangles, hand bags, pot painting, kalankaaree, home décor, greeting card, painting etc....)</p>
	Computers	<p>1) Define Cyber Ethics.</p> <p>2) Write short note on Spamming, Hacking and Phishing.</p> <p>3) Which Safety measures we should follow while using Computer and Internet?</p> <p>4) Write about different types of lists available in HTML?</p> <p>5) Write about different types of control structures available in Python.</p>



CIRCULAR
CLASS IX – HOLIDAY HOMEWORK

Ref: JHPS/CIR/PAR/09J/2025-26

Date: 16.04.2025

Dear Parents,

Greetings from JHPS!

Summer vacation assignments are being shared for the students to keep them engaged with concepts which need constant revisiting and also to channelize their creative energies. Hope the students learn, enjoy and accomplish the tasks allotted.

Happy Holidays!

Kanchana Valli
Principal

Each Subject Holiday Homework carries 10marks and will be graded		
Dates	Subject	Topic
24-04-2025 TO 11-06-2025	English	<p>1. Cyberspace has invaded almost all areas of modern –day living, schooling and playing. The Internet is undoubtedly one of the best resources available in the present scenario. It is also extremely dangerous if one is not aware of who and what looks behind the scene. Write on the topic on an A4 sheet- “VIRTUAL WORLD SAFETY” to bring out the threats/ perils of this virtual world. (Individual Activity) Your presentation should include:</p> <ul style="list-style-type: none">• Title, name, class & section• Introduction to the topic <p>Advantages and disadvantages of cyberspace Criteria for judgement:</p> <ul style="list-style-type: none">➤ Bibliography(list of resources used)➤ Content – 5 points➤ Presentation (Expression & Clarity) – 3 points➤ Overall effect – 2 points➤ Total – 10 points <p>1. Write an article on well-known musicians (2 each from Telangana and Jharkhand) on an A4 sheet paper(150-200) words. (Art Integration Activity, EBSB) NAME- LIFE & PRACTICE -VOCAL/INSTRUMENTAL- ACHIEVEMENTS/ ACCOLADES</p>
	Math	<p>To construct a square root spiral and obtain the approximate value of $\sqrt{2}$, $\sqrt{3}$, $\sqrt{5}$ etc. using it. Make it colourful according to your creativity.</p> <p>2. Complete the write up for activities Q1, 6(II), 9, 10 from lab manual.</p>

		<p>I.THEME : Science and Technology for Sustainable Future The following sub themes to be followed for making innovative projects as the summer holiday homework.</p> <p style="text-align: center;">SUB-THEMES</p> <ol style="list-style-type: none"> 1. Food, Health & Hygiene 2. Waste Management 3. Natural Farming 4. Disaster Management/ Communication 5. Resource Management <p>Note: Select any 1 sub theme of your choice and follow the criteria to submit a write up. Synopsis under the following criteria:</p> <table border="0"> <tr> <td>i) Title</td> <td>ii) Nature of Work</td> <td>iii) Scientific Principles</td> </tr> <tr> <td>iv) Materials Used</td> <td>v) Procedure</td> <td>vi) Results</td> </tr> <tr> <td>vii) Advantages</td> <td>viii) Conclusion</td> <td>ix) Reference</td> </tr> </table> <p>x) Prototype Image / Youtube link</p> <p>II. Complete the lab manuals</p> <p>PHYSICS Complete Physics lab manual and Observation book.</p> <p>CHEMISTRY Complete the experiments in chemistry lab manual. Write the following for each of the experiment mentioned below: (AIM, APPARATUS, PROCEDURE, OBSERVATION, PRECAUTION (NO NEED TO WRITE THEORY)) Experiment 1- True solutions, suspensions and colloids Experiment 2- Mixtures and compounds Experiment 3 - Chemical reactions Experiment 4 - Determining melting point of ice and boiling point of water Experiment 5 - Law of conservation of mass</p> <p>BIOLOGY COMPLETE THE FOLLOWING EXPERIMENTS IN YOUR OBSERVATION AND LAB MANUAL</p> <ol style="list-style-type: none"> 1. Preparation of stained temporary mounts of (a) onion peel, (b) human cheek cells & record observations and draw their labeled diagrams. 2. Identification of plant tissues (2a) Parenchyma, Collenchyma and Sclerenchyma (2b) striped, smooth and cardiac muscle fibers and nerve cells in animals, from prepared slides. Draw their labeled diagrams. 	i) Title	ii) Nature of Work	iii) Scientific Principles	iv) Materials Used	v) Procedure	vi) Results	vii) Advantages	viii) Conclusion	ix) Reference
i) Title	ii) Nature of Work	iii) Scientific Principles									
iv) Materials Used	v) Procedure	vi) Results									
vii) Advantages	viii) Conclusion	ix) Reference									
	Social	Disaster Management - Project (PDF is uploaded in MCB)									
	II Lang Hindi	पोर्टफोलियो – MCB में भेजे गए पोर्टफोलियो के प्रारूप का प्रिंट लेकर छात्र कार्य पूर्ण करेंगे।									
	II Lang Telugu	తెలుగు భాష గొప్పతనాన్ని వివరిస్తూ నీకు నచ్చిన నలుగురు తెలుగు కవులను గురించి వివరించండి.									
	Computers	<p>AI-1) What is smart living? Explain.</p> <p>2) Mention any five characteristics that you possess that can help you to become successful Entrepreneur.</p> <p>3) What are 7 C's of Communication?</p> <p>4) What is Big Data? Explain.</p> <p>5) Write a short note on NLP.</p>									

		<p>CA-1) Write about Absolute reference and Relative reference.</p> <ol style="list-style-type: none">2) Name different types of slide layouts available in MS PowerPoint.3) Explain the method of merging cells of a table in MS Word.4) Explain about Online Identity.5) What do you mean by Cyber Crime?
--	--	---



CIRCULAR
CLASS X – HOLIDAY HOMEWORK

Ref: JHPS/CIR/PAR/09K/2025-26

Date: 16.04.2025

Dear Parents,

Greetings from JHPS!

Summer vacation assignments are being shared for the students to keep them engaged with concepts which need constant revisiting and also to channelize their creative energies. Hope the students learn, enjoy and accomplish the tasks allotted.

Happy Holidays!

Kanchana Kulkarni
Principal

Each Subject Holiday Homework carries 10marks and will be graded		
Dates	Subject	Topic
24-04-2025 TO 11-06-2025	English	Home work document attached.
	Math	PWS- Polynomials and Pair of Linear Equations from Mathematica. Complete the write up for activities (2, 4, 5, 7, 9) from lab manual.
	Science	I.THEME : Science and Technology for Sustainable Future The following sub themes to be followed for making innovative projects as the summer holiday homework. SUB-THEMES 1. Food, Health & Hygiene 2. Waste Management 3. Natural Farming 4. Disaster Management/ Communication 5. Resource Management Note: Select any 1 sub theme of your choice and follow the criteria to submit a write up. Synopsis under the following criteria: i) Title ii) Nature of Work iii) Scientific Principles iv) Materials Used v) Procedure vi) Results vii) Advantages viii) Conclusion ix) Reference x) Prototype Image / Youtube link II. Complete the lab manuals Physics : Write Physics Lab Manual and Observation book. Observation values for the experiments are posted in MCB-ASSIGNMENT. Make the observation tables for each experiment as per the MCB notes. For the observation book, matter only under the following sub-headings is required: TOPIC, AIM, APPARATUS REQUIRED, OBSERVATION-TABLE, AND CONCLUSION.

		Chemistry : 1) Finding the pH by using pH paper 2) a) Studying the properties of an acid b) Studying the properties of a base 3) Performing and observing the types of reactions Biology : 1) Preparing a temporary mount of a leaf to show stomata. 2) Experimentally show that carbon dioxide is given out during respiration .
	Social	Consumer Rights Project (PDF is uploaded in MCB)
	II Lang Hindi	पोर्टफोलियो – MCB में भेजे गए पोर्टफोलियो के प्रारूप का प्रिंट लेकर छात्र कार्य पूर्ण करेंगे।
	II Lang Telugu	రామాయణం చదవడం వల్ల కలిగే ఉపయోగాలను వివరిస్తూ, రామాయణంలో ఉన్న పాత్రలను వాటి విశిష్టతలను తెల్పండి.
	Computers	AI- 1) Define Virtual Environment. Why is it used? 2) What are SDGs? Name any five SDGs. 3) Discuss the applications of Computer Vision. 4) What is data science? 5) Write a short note on Problem Scoping. CA- 1) Write any three differences between WWW and Internet. 2) How a News group is useful? 3) Write any three ways to prevent E-Commerce fraud. 4) What are the advantages of Social Networking? 5) Explain about Identity Theft.

JUBILEE HILLS PUBLIC SCHOOL, HYDERABAD

2025 -2026

SUMMER HOLIDAY HOMEWORK

CLASS: X

SUBJECT: ENGLISH

I) Read any book (links given alongside) written by any of the authors/titles from the list given below and write a **Book Review** as **per the given format**.

- 1 Agatha Christie (Mystery) [Agatha Christie - Download 'n' Read \(weebly.com\)](#)
- 2 Arthur Conan Doyle (Sherlock Holmes) [The complete Sherlock Holmes \(sherlock-holm.es\)](#)
- 3 The Room on the Roof – Ruskin Bond [\[PDF\] Download The Room on the Roof - Ruskin Bond \(pdfarchive.in\)](#)
- 4 Little Women – Louisa May Alcott [Little Women — Download Free at Planet eBook](#)
- 5 The Call of the Wild – Jack London [The Call of the Wild \(ibiblio.org\)](#)
- 6 The Canterville Ghost – Oscar Wilde [THE CANTERVILLE GHOST, Oscar Wilde 2° ESO Burlington Books 300ppp.pdf \(scribd.com\)](#)
- 7 The Great Grammatizator and other Stories – Roald Dahl [\(PDF\) The Great Automatic Grammatizator: Writing, Labour, Computers \(researchgate.net\)](#)
- 8 Snappy Surprises – Ruskin Bond [Snappy Surprises Ruskin Bond PDF Book | pdf.wecabrio.com - Mediafile Free File Sharing](#)
- 9 Moby Dick – Herman Melville [Moby Dick — Download Free at Planet eBook](#)
- 10 Artemis Fowl series - Eoin Colfer [Artemis Fowl Series – Ebook Press Site \(wordpress.com\)](#)
- 11 Daddy Long Legs - Jean Webster [DADDY LONG-LEGS | Jean Webster | Free download | PDF EPUB | Freeditorial](#)
- 12 School Stories by P.G. Wodehouse [School Stories, by P. G. Wodehouse - Free ebook download - Standard Ebooks: Free and liberated ebooks, carefully produced for the true book lover](#)

To be done on an A4 sheet

Write a Book Review of the book that you have read with the details given below: (Also paste relevant pictures)

- 1) Name of the book, Author's Name, About the Author.
- 2) Summary of the story/Plot in short - Write in short focusing on the answers to the following questions
 - a) What was the story about?
 - b) Who were the main characters?

- c) What was the time period / setting of the story?
- d) Did the main characters have any adventures?
- e) Briefly describe your favourite character.
- 3) Your personal experience. Could you relate/identify with any of the characters in the story?
- 4) Have you ever done some of the things or felt some the things that the characters did? Elaborate (It is proven that when we read a story, we find it interesting and fascinating when we relate to a particular character in someway)
- 5) What was your most favourite part of the book?
- 6) If you could change something in the book, what would it be? (If you wish, you could change the ending, remember not to reveal the ending to the story you read!)
- 7) Would you recommend this book to another person? What type of person would like this book?

Criteria for Evaluation:

- Introduction - 1M
- Summary - 2M
- Critical Analysis - 4M
- Conclusion - 1M
- Overall Presentation - 2M

To be done on an A4 sheet (back-to-back)

II) A. Robert Frost's Fact Card - Quick Facts about Frost

B. Collage - His famous literary works .

C. Analyse Robert Frost's style of writing poems, referring to his poems you have learnt.



CIRCULAR
CLASS XI – HOLIDAY HOMEWORK

Ref: JHPS/CIR/PAR/09L/2025-26

Date: 16.04.2025

Dear Parents,

Greetings from JHPS!

Summer vacation assignments are being shared for the students to keep them engaged with concepts which need constant revisiting and also to channelize their creative energies. Hope the students learn, enjoy and accomplish the tasks allotted.

Happy Holidays!

Kanchana Velli
Principal

Each Subject Holiday Homework will be graded		
Dates	Subject	Topic
24-04-2025 TO 11-06-2025	English	Portfolio: <ul style="list-style-type: none">Cover pageCharacter sketch of Kushwant Singh's GrandmotherWrite a Speech on 'OLD AGE NEMESIS'Write a self -composed poetry about a childhood memory that you cherish.
	Accountancy	Complete the worksheet (uploaded in MCB)
	Economics	Complete the worksheet (uploaded in MCB)
	Mathematics	Solve the exercise problems from the chapter Sets
	Business Studies	Complete the worksheet (uploaded in MCB)
	Legal Studies	Complete the worksheet (uploaded in MCB)
	Entrepreneurship	Complete the worksheet (uploaded in MCB)
	Computer Science	Complete the worksheet (uploaded in MCB)



CIRCULAR
CLASS XII – HOLIDAY HOMEWORK

Ref: JHPS/CIR/PAR/09M/2025-26

Date: 16.04.2025

Dear Parents,

Greetings from JHPS!

Summer vacation assignments are being shared for the students to keep them engaged with concepts which need constant revisiting and also to channelize their creative energies. Hope the students learn, enjoy and accomplish the tasks allotted.

Happy Holidays!

Kanchana Valli
Principal

Each Subject Holiday Homework will be graded		
Dates	Subject	Topic
24-04-2025 TO 11-06-2025	English	<p>a) <u>"Managing Fear essentially starts with the first dimension in Emotional Intelligence (EQ) which is Self-Awareness"</u> Developing the Craft of Leadership through EQ (Emotional Quotient), SQ (Social Quotient) and AQ (Adversity Quotient) Research the above topic and make a Ppt. that you will then present in class.</p> <p>b) <u>Detailed Character Analysis</u></p> <ul style="list-style-type: none">➤ Complete a detailed character study of two major characters from an Epic/historical text.➤ Analyze their backgrounds, interactions with other characters, strengths, weaknesses, and how they overcame challenges to follow/deviate from the path of Dharma/truth/honesty.➤ Within this analysis, assess the Emotional Quotient (EQ), Spiritual/Social Quotient (SQ), and Analytical/Adversity Quotient (AQ) demonstrated by each character.➤ Compile this analysis into a portfolio for submission. In your portfolio, provide supporting evidence, relevant quotes and suitable examples to strengthen your arguments and analysis. <p>(Check MCB for rubrics & other relevant details)</p>
	Accountancy	<p>1. Project – Ratio Analysis</p> <p>2. Complete the worksheet(pdf uploaded in MCB)</p>

	Economics	Complete the Worksheet (uploaded in MCB)
	Mathematics	Solve Miscellaneous exercises of Matrices and Determinants
	Business Studies	Complete the Worksheet (uploaded in MCB)
	Legal Studies	Complete the Project (pdf uploaded in MCB)
	Entrepreneurship	Complete the Worksheet (uploaded in MCB)



CIRCULAR

CLASS LKG - HOLIDAY HOMEWORK

Ref: JHPS/PAR/CIR/09/2025-26

Date: 16.04.2025

Dear Parents,

Greetings from JHPS!

Summer vacation assignments are being shared for the students to keep them engaged with concepts which need constant revisiting and also to channelize their creative energies. Hope the students learn, enjoy and accomplish the tasks allotted.

Happy Holidays!

For Jubilee Hills Public School, Hyderabad

Kanchana Velli
Principal


ASSIGNMENT NO. 1

NAME: _____

CLASS/SEC: LKG /

DATE: _____

THUMB PRINTING



Procedure:

1. Child needs to dip his/her thumb in paint.
2. Now press the thumb coated in paint firmly on the balloon.


ASSIGNMENT NO. 2

NAME: _____

CLASS/SEC: LKG /

DATE: _____

PAPER TEARING AND PASTING



Procedure: Take a coloured sheet and tear it into pieces. Then paste it as shown in the picture.



ASSIGNMENT NO. 3

NAME: _____

CLASS/SEC: LKG /

DATE: _____

COLLAGE - GRAINS



Procedure: Apply glue and sprinkle chick peas, lentils, pigeon peas, green gram beans as shown in the picture.


ASSIGNMENT NO. 4

NAME: _____

CLASS/SEC: LKG /

DATE: _____

COLOURING



Procedure: Colour the watermelon in red and green as shown in the picture.



ASSIGNMENT NO. 5

NAME: _____

CLASS/SEC: LKG/

DATE: _____

COLLAGE - COTTON



Procedure: Paste white cotton balls on sheep as shown in the picture.

ASSIGNMENT NO. 6

NAME: _____

CLASS/SEC: LKG /

DATE:

I LOVE WHAT I DO!!!



Procedure:

1. Parents are requested to click pictures while the child is doing activities.
2. Paste the pictures in the given blank sheets.
3. Multiple pictures may be clicked but ensure that pictures of all activities are pasted and labelled with activity name.

These activities can be made into a booklet and name as
"MY FIRST BOOK OF LKG ACTIVITIES AT JHPS".





Note: Pictures for reference.